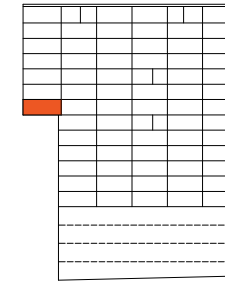
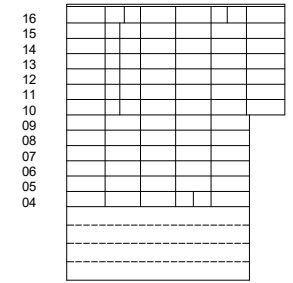


# 10.01

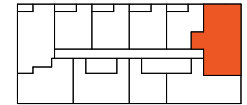
Internal area 123m<sup>2</sup>  
 Deck area 5m<sup>2</sup>  
 Total area 128m<sup>2</sup>



West elevation



East elevation



## Notes:

- i. All areas are estimated only and may change.
- ii. Areas are measured to the centre of inter-tenancy/inter-balcony walls and outside face of external walls.
- iii. Furniture and furnishings are indicative and not included.
- iv. Layout, positions and specifications are subject to further changes as per sales agreement

